



# Atmel MCU Wireless Solutions

Proprietary ISM, IEEE 802.15.4, ZigBee RF4CE and ZigBee PRO

## Atmel RF Single-chip Solution

Atmel delivers the industry's most advanced RF single-chip solutions. These IEEE 802.15.4-compliant devices combine the market-leading Atmel® AVR® microcontroller and a best-in-class 2.4GHz RF transceiver.

The combination of low current consumption in all operating modes, a degradation-free supply voltage range down to 1.8V and the fastest wake-up time from SLEEP mode to active modes makes the Atmel single-chip solution the most power-efficient devices in the market. Various power-down modes enable further power optimizations, such as keeping the RF transceiver active while the microcontroller sleeps. For more details on the Atmel RF single-chip solution, visit [www.atmel.com/wireless/singlechip](http://www.atmel.com/wireless/singlechip).

### Boost Your Overall System Performance

The radio interface of the Atmel single-chip solution offers a unique hardware feature that boosts the overall system performance to support a great variety of IEEE 802.15.4-compliant applications. Radio link reliability is additionally improved when using the antenna diversity feature, which automatically selects the better of two antennas for each incoming frame. The device supports the control of external power amplifiers for range extension. High data rate modes up to 2Mbit/s are available for addressing general-purpose 2.4GHz industrial, scientific and medical (ISM) applications.

The single-chip, low-power design enables designers to implement a new generation of battery-driven systems, save board space and bring down the overall system bill of material (BoM). Free software stacks from Atmel libraries and hardware evaluation and development kits support systems development.

Atmel QTouch® Library support makes it easy to combine capacitive touch functionality with RF in a single chip. For more details on QTouch Library, visit [www.atmel.com/QTTouchLib](http://www.atmel.com/QTTouchLib)

## Transceivers

Efficient wireless applications require high-performance and low-power components. Atmel transceivers deliver the leading RF link budget with the industry's lowest power consumption. Atmel offers the most feature-rich IEEE 802.15.4-compliant transceiver family for the regional 700/800/900MHz and the worldwide 2.4GHz frequency bands that address wireless applications.

Using hardware features like antenna diversity or external power amplifier support, you can boost the already outstanding transceiver performance even further to increase the network reliability and RF range of your system. Beside IEEE 802.15.4-compliant applications, the transceiver family offers on-air data rates up to 2Mbit/s for general-purpose ISM applications. Pin compatibility ensures an easy transition between devices or frequency bands.

Free software suites, as well as various hardware evaluation and development kits and modules, enable rapid system development and prototyping.

### 700/800/900MHz Transceivers

The Atmel AT86RF212 is a low-power, low-voltage RF transceiver for the regional 700/800/900MHz frequency bands available in China, Europe and North America. This transceiver offers an extreme 120dB link budget (-110dBm receiver sensitivity/+10dBm transmit power) designed for low-cost IEEE 802.15.4, ZigBee®, and high data rate ISM applications.

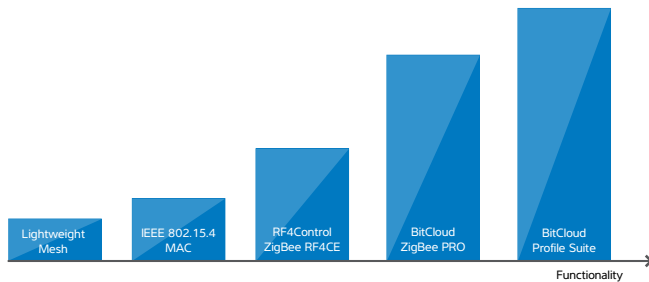
### 2.4GHz Transceivers

The Atmel AT86RF23x family of transceivers is designed to operate in the 2.4GHz ISM band available worldwide. The transceivers offer link budgets up to 105dB (-101dBm receiver sensitivity/+4dBm transmit power). For a complete overview of features, key parameters and targeted application areas, please visit: <http://www.atmel.com/products/microcontrollers/wireless/default.aspx>.

### Proprietary Lightweight Mesh Software Stack

Atmel Lightweight Mesh software stack is an easy-to-use proprietary low-power wireless mesh network protocol. It has been designed to address the needs of a wide range of wireless connectivity applications. Some of these applications include:

- Remote control
- Alarms and security
- Automatic meter reading (AMR)
- Home and commercial building automation
- Toys and educational equipment



The Lightweight Mesh software stack is designed to work with all Atmel IEEE 802.15.4 transceivers and SoCs. Currently the stack works with Atmel AVR® microcontrollers (MCUs), but given its extreme portability and low resource requirements, it can be run on almost any Atmel MCU.

## IEEE 802.15.4 Compliant Software



Atmel offers a suite of free and certified IEEE802.15.4-compliant software stacks, including:

**ZigBee®**  
Member

- IEEE 802.15.4 MAC
- ZigBee RF4CE
- ZigBee PRO

In addition to software stacks, Atmel offers ready-to-use reference implementations for ZigBee Smart Energy (ZSE), ZigBee Building Automation (ZBA), ZigBee Home Automation (ZHA) and ZigBee Remote Control (ZRC). As a result, choosing Atmel gives you a head start by delivering ready-to-use wireless solutions and the shortest time to market.

## IEEE 802.15.4 MAC

The IEEE 802.15.4 standard defines the protocol and compatible interconnection for data communication devices using low data rate, low power and low complexity, short-range radio frequency (RF) transmissions

in a wireless personal area network (WPAN). Atmel developed the MAC stack software for different target platforms (microcontroller and board) and RF transceivers based on a new architecture. This allows easy portability across various Atmel platforms and transceivers, and configurability to improve resource usage.

## Atmel RF4Control - ZigBee RF4CE

The Atmel RF4Control is a ZigBee RF4CE-compliant embedded platform for the Atmel RF single-chip solution — the Atmel ATmega128RFA1. This provides a global standard for advanced and easy-to-use RF remotes that deliver non-line-of-sight operation, two-way communication, longer range of use and extended battery life.

Atmel also offers a ready-to-use reference implementation for the ZigBee Remote Control profile exclusively designed for the ZigBee RF4CE specifications. The ZigBee Remote



Control simplifies how consumers control and use various types of CE devices within home theatre experience, media center control and in-system remote control programming.

For more details, visit [www.atmel.com/RF4CE](http://www.atmel.com/RF4CE).

## Atmel BitCloud - ZigBee PRO

The Atmel BitCloud® is a full-featured, second-generation embedded ZigBee PRO compliant platform for the Atmel megaAVR® and ARM® processor-based microcontrollers. The stack provides a software development platform for reliable, scalable and secure wireless applications running on Atmel wireless platforms. For more details, visit [www.atmel.com/BitCloud](http://www.atmel.com/BitCloud).



## Atmel BitCloud Profile Suite

The Atmel BitCloud Profile Suite is a ready-to-use framework for rapid development of ZigBee certified products, based on the IEEE 802.15.4 compliant BitCloud ZigBee PRO stack from Atmel. The suite includes a complete set of fully functional reference implementations of ZigBee Smart Energy (ZSE), ZigBee Building Automation (ZBA), ZigBee Home Automation (ZHA), and ZigBee Light Link (ZLL) device types. For information and downloads, visit [www.atmel.com/tools/BITCLOUDPROFILESUITE-ZIGBEEPROPUBLICPROFILE.aspx](http://www.atmel.com/tools/BITCLOUDPROFILESUITE-ZIGBEEPROPUBLICPROFILE.aspx).



### **ZigBee Home Automation (ZHA)**

ZigBee Home Automation is the global standard for the control of appliances, lighting, environment, energy management, safety and security. It supports a diverse ecosystem of service providers, original device manufacturers (ODM) and original equipment manufacturers (OEM) with a standards-based wireless solution for home and small office automation.



### **ZigBee Building Automation (ZBA)**

ZigBee Building Automation is designed to integrate and centralize management of lighting, heating, cooling and security in industrial buildings. It reduces energy expenses through optimized heating, ventilation and air conditioning (HVAC) management. ZigBee Building Automation is also designed to extend and upgrade existing building infrastructure with minimal effort through the installation of wireless sensor and control networks.




### **ZigBee Smart Energy (ZSE)**

ZigBee Smart Energy offers utilities and energy service providers secure, easy-to-use wireless home area networks (HAN) for managing energy. Smart energy gives these groups and their customers the power to directly communicate with thermostats and other smart appliances.

## Atmel ZigBit Wireless Modules

Atmel ZigBit® is a compact 802.15.4/ZigBee module featuring record-breaking range performance and exceptional ease of integration. It also packs a complete FCC/CE/ARIB-certified RF design that eliminates costly and time-consuming RF development and helps you deliver your products to market on time and on budget. Combine that with bundled IEEE802.15.4 and ZigBee PRO-certified software, and it's no wonder ZigBits are used worldwide by system integrators and OEMs to add standards-based wireless connectivity to their products for energy efficiency, building automation, automated meter reading and more.

For details on Atmel ZigBit Modules, visit [www.atmel.com/ZigBit](http://www.atmel.com/ZigBit).



### ZigBee Light Link (ZLL)

ZigBee Light Link provides a global standard for interoperable and very easy-to-use consumer lighting and control products, allowing consumers to gain wireless control over all their LED fixtures, light bulbs, timers, remotes and switches. This standard lets consumers change lighting remotely to reflect ambiance, task or season, all while managing energy use and making their homes greener.








Products built using this standard are as easy-to-use as a common dimmer switch. The standard does not require any special devices to coordinate with lighting network, making it both easy and intuitive for consumers to use every day. Plus, the standard makes adding or even removing products to the lighting network a snap. ZigBee Light Link products earning the ZigBee Certified seal will be the industry's only networked consumer lighting products offering simplicity and interoperability.

## Atmel MCU Wireless Devices






Product	Flash (KBytes)	EEPROM (KBytes)	SRAM (KBytes)	ISM Band	Sensitivity (dBm)	Output Power (dBm)	Vcc (V) Range	Clock Speed (MHz)	Green Package	Temp. Range(°C)	Data Rate (kbps)	AES	Antenna Diversity	Application Areas		
														Low Level/Peer-Peer	ZigBee RF4CE	ZigBee PRO
ATmega128RFA1	128	4	16	2.4 GHz	-100	-17 to +3.5	1.8-3.6	16	QFN64	-40 to +85	2 Mb	x	x	x	x	x
ATmega64RFR2	64	2	8	2.4 GHz	-100	17 to +3.5	1.8-3.6	16	QFN64	-40 to +85	2 Mb	x	x	x	x	
ATmega128RFR2	128	4	16	2.4 GHz	-100	17 to +3.5	1.8-3.6	16	QFN64	-40 to +85	2 Mb	x	x			x
ATmega256RFR2	256	8	32	2.4 GHz	-100	-17 to +3.5	1.8-3.6	16	QFN64	-40 to +85 -40 to +125	2 Mb	x	x			x
AT86RF212	-	-	-	700/800/900 MHz	-110	-10 to +10	1.8-3.6	-	QFN32	-40 to +85	1 Mb	x		x		
AT86RF230	-	-	-	2.4 GHz	-101	-17 to +3	1.8-3.6	-	QFN32	-40 to +85	250			x		
AT86RF231	-	-	-	2.4 GHz	-101	-17 to +3	1.8-3.6	-	QFN32	-40 to +85 -40 to +125	2 Mb	x	x		x	x
AT86RF232	-	-	-	2.4 GHz	-100	-17 to +3	1.8-3.6	-	QFN32	0 to +70	250	x	x	x	x	
AT86RF233	-	-	-	2.4 GHz	-101	-17 to +4	1.8-3.6	-	QFN32	-40 to +85	2 Mb	x	x			x



## Development Tools

Product	Description	
<b>RF4CE-EK Evaluation Kit</b>	The RF4CE-EK demonstrates the unique performance of the Atmel RF4Control—ZigBee RF4CE compliant software stack—in combination with the latest 2.4GHz ATmega128RFA1 system-on-chip solution. For more details, visit <a href="http://www.atmel.com/RF4CE-EK">www.atmel.com/RF4CE-EK</a> .	
<b>REB231ED-EK Evaluation Kit</b>	The REB231ED-EK demonstrates the unique performance and rich feature set of the AT86RF231 2.4GHz RF transceiver combined with the leading-edge ATxmega256A3 microcontroller. The REB231ED-EK contains two sets of Radio Extender Board (REB), Controller Base Board (REB-CBB) and RS232 cable to enable PC COM port connectivity. For more details, visit <a href="http://www.atmel.com/REB231ED-EK">www.atmel.com/REB231ED-EK</a> .	
<b>REB231FE2-EK Evaluation Kit</b>	The REB231FE2-EK demonstrates the unique performance and rich feature set of the Atmel AT86RF231 2.4GHz RF transceiver combined with the leading edge ATxmega256A3 microcontroller. The reference design utilizes the SE2431L RF front end module to demonstrate industry-leading link budget of more than 125dB. For more details, visit <a href="http://www.atmel.com/tools/REB231FE2-EK.aspx">www.atmel.com/tools/REB231FE2-EK.aspx</a> .	
<b>RF231USB-RD Reference Design</b>	The RF231USB-RD demonstrates the unique performance of Atmel AT86RF231 2.4GHz RF transceiver and the ATSAM3S4BA microcontroller. The reference design is made available in an easy-to-use USB stick form factor, and comes pre-flashed with a boot loader and a full set of documentation stored on the onboard external 2Gbit Flash memory. For more details, visit <a href="http://www.atmel.com/tools/RF231USB-RD.aspx">www.atmel.com/tools/RF231USB-RD.aspx</a> .	
<b>REB232ED-EK Evaluation Kit</b>	The REB232ED-EK demonstrates the unique performance and rich feature set of the AT86RF232 2.4GHz RF transceiver combined with the leading edge ATxmega256A3 microcontroller. The REB232ED-EK contains two sets of Radio Extender Board (REB), Controller Base Board (REB-CBB) and RS232 cable to enable PC COM port connectivity. For more details, visit <a href="http://www.atmel.com/REB232ED-EK">www.atmel.com/REB232ED-EK</a> .	
<b>REB233SMAD-EK Evaluation Kit</b>	The REB233SMAD-EK demonstrates the unique performance and rich feature set of the Atmel AT86RF233 2.4GHz RF transceiver combined with the leading-edge ATxmega256A3 microcontroller. The REB233SMAD-EK contains two sets of Radio Extender Board (REB), Controller Base Board (REB-CBB) and USB cable to enable PC connectivity. For more details, visit <a href="http://www.atmel.com/tools/REB233SMAD-EK.aspx">www.atmel.com/tools/REB233SMAD-EK.aspx</a> .	
<b>ATmega128RFA1-EK1 Evaluation Kit</b>	The ATmega128RFA1-EK1 Evaluation Kit enables development, debugging and demonstration of IEEE 802.15.4 compliant wireless applications such as ZigBee. The kit contains two evaluation boards for ATmega128RFA1 covering the 2.4GHz ISM bands for use with STK600. For more details, visit <a href="http://www.atmel.com/ATmega128RFA1-EK1">www.atmel.com/ATmega128RFA1-EK1</a> .	

# Atmel MCU Wireless Solutions

Product	Description	
AT256RFR2-EK	The AT256RFR2-EK demonstrates the unique performance and rich feature set of the ATmega256RFR2 2.4GHz SoC. The kit contains two set of Radio Controller Board (RCB) and comes preflashed with performance test software for easy evaluation of the ATmega256RFR2 RF performance. For more details, visit <a href="http://www.atmel.com/tools/AT256RFR2-EK.aspx">www.atmel.com/tools/AT256RFR2-EK.aspx</a> .	
RZ600 Evaluation Kit	The RZ600 evaluation kit enables development, debugging and demonstration of IEEE 802.15.4 compliant wireless applications such as ZigBee. The kit contains evaluation boards for AT86RF212 and the AT86RF23x families of RF transceivers covering the regional 700/800/900MHz and worldwide 2.4GHz ISM bands for use with STK600. For more details, visit <a href="http://www.atmel.com/RZ600">www.atmel.com/RZ600</a> .	
Atmel Studio Design Software	Atmel Studio is a full featured front-end integrated development environment (IDE) for code development and debugging of Atmel AVR and Cortex™-M based applications. For more details, visit <a href="http://www.atmel.com/atmelstudio">www.atmel.com/atmelstudio</a> .	
STK600 Starter Kit	Complete programming and development system supporting all AVR microcontrollers via socket adaptors. For more details, visit <a href="http://www.atmel.com/tools/STK600.aspx">www.atmel.com/tools/STK600.aspx</a> .	
JTAGICE3 Debugger	Atmel JTAGICE3 is a powerful development tool for on-chip debugging of all AVR microcontrollers. For more details, visit <a href="http://www.atmel.com/tools/JTAGICE3.aspx">www.atmel.com/tools/JTAGICE3.aspx</a> .	



**Atmel Corporation** 1600 Technology Drive, San Jose, CA 95110 USA **T:** (+1)(408) 441-0311 **F:** (+1)(408) 487-2600 | **www.atmel.com**

© 2012 Atmel Corporation. All rights reserved. Rev.: 7911M\_MCUWireless\_E\_US\_10/12

Atmel®, Atmel logo and combinations thereof, and others are registered trademarks or trademarks of Atmel Corporation or its subsidiaries. Other terms and product names may be trademarks of others.

Disclaimer: The information in this document is provided in connection with Atmel products. No license, express or implied, by estoppel or otherwise, to any intellectual property right is granted by this document or in connection with the sale of Atmel products. EXCEPT AS SET FORTH IN THE ATMEL TERMS AND CONDITIONS OF SALES LOCATED ON THE ATMEL WEBSITE, ATMEL ASSUMES NO LIABILITY WHATSOEVER AND DISCLAIMS ANY EXPRESS, IMPLIED OR STATUTORY WARRANTY RELATING TO ITS PRODUCTS INCLUDING, BUT NOT LIMITED TO, THE IMPLIED WARRANTY OF MERCHANTABILITY, FITNESS FOR A PARTICULAR PURPOSE, OR NON-INFRINGEMENT. IN NO EVENT SHALL ATMEL BE LIABLE FOR ANY DIRECT, INDIRECT, CONSEQUENTIAL, PUNITIVE, SPECIAL OR INCIDENTAL DAMAGES (INCLUDING, WITHOUT LIMITATION, DAMAGES FOR LOSS AND PROFITS, BUSINESS INTERRUPTION, OR LOSS OF INFORMATION) ARISING OUT OF THE USE OR INABILITY TO USE THIS DOCUMENT, EVEN IF ATMEL HAS BEEN ADVISED OF THE POSSIBILITY OF SUCH DAMAGES. Atmel makes no representations or warranties with respect to the accuracy or completeness of the contents of this document and reserves the right to make changes to specifications and products descriptions at any time without notice. Atmel does not make any commitment to update the information contained herein. Unless specifically provided otherwise, Atmel products are not suitable for, and shall not be used in, automotive applications. Atmel products are not intended, authorized, or warranted for use as components in applications intended to support or sustain life.